

Feedback

Why am I doing this?

At the beginning of this semester I was struggling with asking feedback, since I found it too intimidating. I knew that asking personal feedback was important to do if I want to improve my work and myself, so I wanted to overcome this struggle.


How am I doing this?

Every time I finished a certain design or when I was planning on doing something I just asked feedback to a teacher that's specified in a certain area I wanted feedback on. For example, I asked UX teachers when it was UX related and MP teachers when it was design related etc.

So?


Overcoming the 'fear' of asking personal feedback has become a huge turning point in my growth this semester. It's valuable, every time I ask feedback my work improves and I can iterate further to the best version possible. It also gave me a better insight in the quality I'm delivering. First, I was a bit uncertain about my work, but after every feedback moment I felt more comfortable. This is also because of all the super happy smileys that I've received. Something I like to improve on is asking teachers to open a personal feedculse instead of a group feedculse whenever it's about my own individual work, since the other's didn't contribute to it.

Checkpoint 2 POV Statement Feedback -Kadian 09-04-2025



Deckers, Jennifer J.S.J. 2 months ago


Today I showed Kadian my POV statement and HMW questions. I should focus more on the insights that I've gathered from our group research, so the POV statement can be more specific and concrete. The POV statement and HMW questions are mostly based on my research, since there is not much research besides that, so Kadian advised me to ask the group if they can do interviews and more research, it also helps me to improve LO5 to and take leadership and ask if group members want to do more research.



Describe what goes well according to your teacher, what you should pay more attention to and what is your next step to achieve the learning outcomes...


Post feedback

Checkpoint 1 NodeJS feedback Amer 09-04-2025



Deckers, Jennifer J.S.J. 2 months ago

Today I worked with node.js for the first time. It went well but I got an error and it was because I was not in the right folder, so I had to use the commands cd desktop, cd node and cd joke and then the code randomised jokes when you write down node index.js



Describe what goes well according to your teacher, what you should pay more attention to and what is your next step to achieve the learning outcomes...

Post feedback


FeedPulse point 4 feedback on portfolio design testing Pennie 14-04-2025



Deckers, Jennifer J.S.J. 2 months ago


Today, I showed Pennie the A/B brand test I want to include in my portfolio. The goal of the test is to find out whether my target audience (teachers) can recognise the mood board theme in both versions and which one they prefer. Pennie advised me to do a more simple version of a AB test and first test it with people who know me well, as they can better judge whether the design truly represents me — something a teacher might not be able to do. According to her, a teacher's personal preference is less relevant. That said, she thinks version A reflects me more, as it's catchier and more on-trend.

Checkpoint 3 Feedback poster + concept - Maikel 09-04-2025



Deckers, Jennifer J.S.J. 2 months ago

Today I showed Maikel the poster I have made and the concept, because I had some questions about our concept based on the feedback we've got during the poster exhibition. Some people said it was a funny idea to focus more on the spicy questions and others were not so sure if they feel comfortable if they play the game, so Maikel came with the idea to maybe do questions that can still be spicy but don't feel personal to answer, for example "Who do you think...", this feels less personal and more comfortable to answers without loosing the spicy questions that makes the game actually more fun to play. And as for the technical component the app should not be a paper replacement, because the ranking an also do on paper. It should be an enhancement, so instead of ranking it with numbers, you can rank it with a slider, because that is more difficult to do on paper. But these are all examples



Describe what goes well according to your teacher, what you should pay more attention to and what is your next step to achieve the learning outcomes...

Post feedback


FeedPulse point 6 testing plan on packaging design and rulebook 24-04-2025



Deckers, Jennifer J.S.J. 2 months ago

Today is showed Pennie my box and the research I did and what the testing I want to do. I got very positive feedback on questions for my user-test, but maybe it is also a good idea to do a keyword match for my box design. Printing my rulebook and doing an observation with the target group is also a good idea to do. Record and time it and see how long it takes them to understand the rulebook. If I add those things to my current user-test it is very good


Checkpoint 5 Feedback with Petra 24-04-2025



Deckers, Jennifer J.S.J. 2 months ago


Yagmur and I got feedback on our design boxes and about agile. From now one we have to plan our sprints with the stakeholder and create user stories. User stories will cover most of your LO's and make sure that everyone is putting in the same work. Besides that we can think about how we can make the board itself more interesting, maybe when you land on something you will lose points or less time guessing the ranking.

I also got feedback on the back of my box design. To Medhat it was not clear when you have the ranking all wrong, so I will make it more clear. For now I'm going to test my box design, rulebook and rulebook video



Describe what goes well according to your teacher, what you should pay more attention to and what is your next step to achieve the learning outcomes...

Post feedback



Deckers, Jennifer J.S.J. 9 days ago


Today, I presented my portfolio documentation to Maikel.

I felt a bit disappointed with the grade I received, as I had put a lot of time and effort into my work and had expected a higher evaluation.

After discussing it with Maikel, I decided to change the style of my documentation. I asked him which format would be clearer and more effective. Maikel advised me to use more bullet points and headings instead of long paragraphs. He mentioned that the content of my work is of high quality, but the long sentences made it harder to navigate, which ultimately detracted from the overall impression.

He emphasized that I definitely did not do too little and that my work is strong — it just needs to be presented more clearly so that it gets the attention it deserves.

Maikel also recommended that I test both versions of my portfolio with Chris or Mediate to get additional feedback.



Describe what goes well according to your teacher, what you should pay more attention to and what is your next step to achieve the learning outcomes...

Checkpoint 9 Dirk - Poster (WK7) 02-04-2025



Deckers, Jennifer J.S.J. 2 months ago

Vandaag hebben we de poster laten zien die ik heb gemaakt om te achterhalen of de poster het concept duidelijk laat zien. Dirk vond dat het een hele goede poster is voor het concept, maar er mogen ook wat inzichten inzitten die ons hebben geleid naar het concept. Maikel kwam toen met het idee om een QR-code aan de poster te voegen die naar een landingspagina leidt waar wat inzicht te zien zijn. Verder is de poster sterk, maar wat zinnigjes mogen groter



Deckers, Jennifer J.S.J. 2 months ago

Ook kunnen we het logo van LOOP aan de poster toevoegen



Describe what goes well according to your teacher, what you should pay more attention to and what is your next step to achieve the learning outcomes...

Post feedback

Checkpoint 15 26-05-2025



Deckers, Jennifer J.S.J. 18 days ago

Jennifer: Today I got feedback from Frank en Berry about my portfolio and current progress. Having beginning for every learning outcomes for the third review is something I should not worry about, since I have another review to go one up and get proficient. They are satisfied with my current work and I told them that I'm doing a side project as well to prove all learning outcomes extra. If I continue working like this, add the passion project, ask feedback and incorporate Maikel and Petra's feedback then I shouldn't worry about failing the semester. They also said that I should do what I think is right and not do what teachers say is right.



Describe what goes well according to your teacher, what you should pay more attention to and what is your next step to achieve the learning outcomes...

Post feedback

Checkpoint 10 Chris - Portfolio progress 12-06-2025



Deckers, Jennifer J.S.J. a day ago

Today, I presented my documentation process to Chris. Although I had already tested it with Maikel last week, I wanted to confirm my approach with Chris as he is my assessor. He gave me valuable feedback that helped me improve both the structure and clarity of my documentation.

Chris explained a clear method for documenting LO3 effectively: start with a short introduction and show Version 1 (V1), then describe the research or testing that led to key insights. From there, present Version 2 (V2), explaining how the insights influenced the changes. Finally, show Version 3 (V3) and again connect it to the feedback and test results that informed that version.

He also pointed out that the process I've shown so far is a big improvement — it clearly shows my thinking, iterations, and how I respond to feedback.

Overall, Chris said that if I continue documenting the other learning outcomes the same way I've done so far, I will be absolutely fine. This feedback session not only gave me more direction but also boosted my confidence as I approach the final deadline.



Describe what goes well according to your teacher, what you should pay more attention to and what is your next step to achieve the learning outcomes...

Post feedback